

Bates College

SCARAB

All Faculty Scholarship

Departments and Programs

1-16-2018

Synthetic clock transitions via continuous dynamical decoupling

D. Trypogeorgos

A. Valdés-Curiel

Nathan Lundblad

Bates College, nlundbla@bates.edu

I. B. Spielman

Follow this and additional works at: https://scarab.bates.edu/faculty_publications

Recommended Citation

Trypogeorgos, D., Valdés-Curiel, A., Lundblad, N., and Spielman, I.B. (2018). Synthetic clock transitions via continuous dynamical decoupling. *Physical Review A*. 97(1) 013407. <https://doi.org/10.1103/PhysRevA.97.013407>

This Article is brought to you for free and open access by the Departments and Programs at SCARAB. It has been accepted for inclusion in All Faculty Scholarship by an authorized administrator of SCARAB. For more information, please contact batesscarab@bates.edu.

Synthetic clock transitions via continuous dynamical decoupling

D. Trypogeorgos,^{1,*} A. Valdés-Curiel,¹ N. Lundblad,² and I. B. Spielman¹

¹*Joint Quantum Institute, University of Maryland and National Institute of Standards and Technology, College Park, Maryland 20742, USA*

²*Department of Physics and Astronomy, Bates College, Lewiston, Maine 04240, USA*



(Received 27 June 2017; published 16 January 2018)

Decoherence of quantum systems due to uncontrolled fluctuations of the environment presents fundamental obstacles in quantum science. Clock transitions which are insensitive to such fluctuations are used to improve coherence, however, they are not present in all systems or for arbitrary system parameters. Here we create a trio of synthetic clock transitions using continuous dynamical decoupling in a spin-1 Bose-Einstein condensate in which we observe a reduction of sensitivity to magnetic-field noise of up to four orders of magnitude; this work complements the parallel work by Anderson *et al.* [R. P. Anderson *et al.*, following paper, *Phys. Rev. A* **97**, 013408 (2018)]. In addition, using a concatenated scheme, we demonstrate suppression of sensitivity to fluctuations in our control fields. These field-insensitive states represent an ideal foundation for the next generation of cold-atom experiments focused on fragile many-body phases relevant to quantum magnetism, artificial gauge fields, and topological matter.

DOI: [10.1103/PhysRevA.97.013407](https://doi.org/10.1103/PhysRevA.97.013407)

I. INTRODUCTION

The loss of coherence due to uncontrolled coupling to a fluctuating environment is a limiting performance factor for quantum technologies [1–4]. In select cases, first-order insensitive transitions, clock transitions, can mitigate the deleterious effect of the dominant noise sources, yet in most cases such transitions are absent [5]. Remarkably, under almost all circumstances, clock transitions can be synthesized using dynamical decoupling protocols. These protocols involve driving the system with an external oscillatory field, resulting in a dynamically protected dressed system. A number of dynamical decoupling protocols, pulsed or continuous, have been shown to isolate quantum systems from low-frequency environmental noise [6–14]. Continuous dynamical decoupling (CDD) relies on the application of time-periodic continuous control fields, rather than a series of quantum-logic pulses. Unlike conventional dynamical decoupling, CDD does not require any encoding overhead or quantum feedback measurements.

Thus far, CDD has inoculated multilevel systems in nitrogen vacancy centers in diamond, nuclear magnetic resonance experiments, and trapped atomic ions [15–22], from spatiotemporal magnetic-field fluctuations. We demonstrate CDD in atomic Bose-Einstein condensates (BECs) producing a protected three-level system of dressed states, whose Hamiltonian is fully controllable. The CDD-protected states are sensitive to fluctuations of the amplitude of the control field, and we demonstrate that a second coupling field protects against those in a concatenated manner [6,10,16].

*dtrypo@umd.edu

Published by the American Physical Society under the terms of the [Creative Commons Attribution 4.0 International license](https://creativecommons.org/licenses/by/4.0/). Further distribution of this work must maintain attribution to the author(s) and the published article's title, journal citation, and DOI.

II. SYSTEM

We implemented CDD using a strong radio-frequency (rf) magnetic field with strength Ω that linked the three m_F states comprising the $F = 1$ electronic ground-state manifold of ⁸⁷Rb. The rf field was linearly polarized along \mathbf{e}_x and had angular frequency ω close to the Larmor frequency $\omega_0 = g_F \mu_B B_0$ from a magnetic field $B_0 \mathbf{e}_z$; g_F is the Lande g factor and μ_B is the Bohr magneton. We coupled the dressed states using a weaker probe field with strength Ω_p , polarized along \mathbf{e}_y with angular frequency $\omega + \omega_p$ [Fig. 1(a)]. Using the rotating-wave approximation (RWA) for the frame rotating at ω (valid when $\omega_0 \gg \Omega, \Omega_p, \omega_p$), the system is described by

$$\hat{H} = \Delta \hat{F}_z + \hbar \epsilon (\hat{F}_z^2 / \hbar^2 - \hat{\mathbb{1}}) + \Omega \hat{F}_x + \Omega_p [\sin(\omega_p t) \hat{F}_x + \cos(\omega_p t) \hat{F}_y], \quad (1)$$

with detuning $\Delta = \omega - \omega_0$, quadratic Zeeman shift ϵ , spin-1 angular momentum operators $\hat{F}_{x,y,z}$, and identity operator $\hat{\mathbb{1}}$. For $\Omega_p = 0$ the resulting eigenstates, denoted by $|x\rangle$, $|y\rangle$, and $|z\rangle$, are linear combinations of $|m_F = 0, \pm 1\rangle$. The corresponding eigenvalues for $\Delta = 0$ are $\omega_x = 0$ and $\omega_{z,y} = -(\epsilon \pm \sqrt{4\Omega^2 + \epsilon^2})/2$. The energy differences $\hbar\omega_{xy}$, $\hbar\omega_{zy}$, and $\hbar\omega_{zx}$ are only quadratically sensitive to Δ for $\Delta \ll \Omega$,¹ so detuning fluctuations $\delta\Delta$ are suppressed to first order, making these a trio of synthetic clock states. At an optimal Ω , ω_{zx} depends quartically on Δ [23,24]. For $\Delta \gg \Omega$ the $|x, y, z\rangle$ states adiabatically connect to the corresponding $|m_F = 1, 0, -1\rangle$ states [Fig. 1(b)]. As $\Omega \rightarrow 0^+$ and for $\Delta = 0$, the $|x, y, z\rangle$ states continuously approach the $|X, Y, Z\rangle$ states familiar from quantum chemistry. In contrast, as $\Omega \rightarrow \infty$ they become eigenstates of the \hat{F}_x operator: $|y, x, z\rangle \rightarrow |m_x = +1, 0, -1\rangle$.

¹The energies are quadratic in Δ for $\Delta \ll \Omega$ and linear for $\Delta \gg \Omega$ with a slope of 7 MHz/mT.

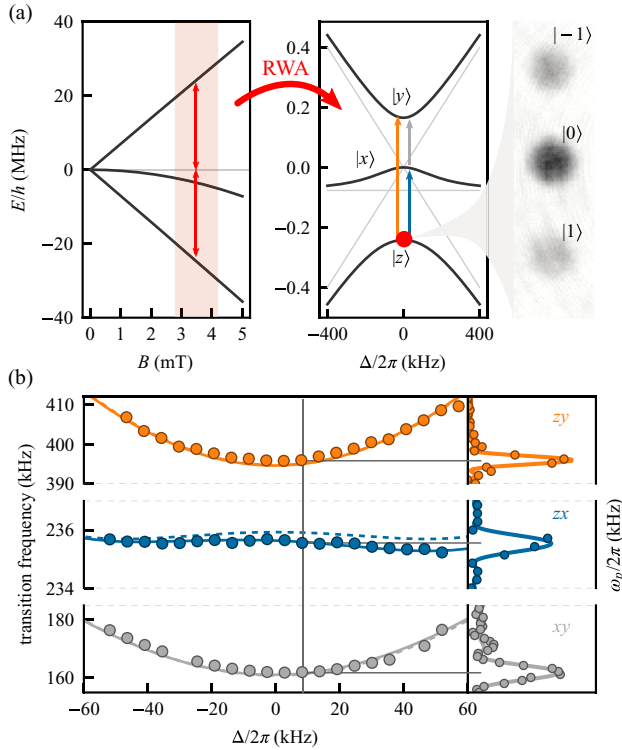


FIG. 1. (a) Shown on the left is the dependence of the $5^2S_{1/2}$, $F = 1$ ground state of ^{87}Rb on the magnetic field, where the quadratic dependence of the $|m_F = 0\rangle$ state's Zeeman shift has been exaggerated so it is visible on the same scale. In the middle are energies of the $|x, y, z\rangle$ eigenstates for $\Omega/2\pi = 200$ kHz (black curves) and $\Omega = 0$ (gray curves). On the right is the TOF image of $|z\rangle$ at $\Delta = 0$, showing the constituent m_F states. (b) On the left are spectroscopic data showing transitions between the $|x, y, z\rangle$ states for $\Omega/2\pi = 194.5(1)$ kHz. The vertical scale of the middle panel (zx transition) has only 10% the range of the other panels. The dashed lines correspond to the Hamiltonian of Eq. (1), while the solid lines include the dependence of the quadratic shift on Δ . Shown on the right are the representative spectra.

Unlike for the m_F basis, an oscillatory magnetic field can drive transitions between all pairs of the $|x, y, z\rangle$ states with nonzero transition matrix elements (see Appendix A for more details).

Our BECs had $N \approx 5 \times 10^4$ atoms and were held in a crossed dipole trap with trapping frequencies $(f_x, f_y, f_z) = [42(3), 34(2), 133(3)]$ Hz.² The $B_0 \approx 3.27$ mT bias field lifted the ground-state degeneracy, giving an $\omega_0/2\pi = 22.9$ MHz Larmor frequency, with a quadratic shift $\epsilon/2\pi = 76.4$ kHz. In our laboratory the ambient magnetic-field fluctuations were dominated by contributions from line noise giving an rms uncertainty $\delta\Delta/2\pi = g_F\mu_B\delta B/h = 0.67(3)$ kHz.

We used adiabatic rapid passage (ARP) to transfer atoms initially prepared in any of the $|m_F = 0, -1, 1\rangle$ states into the corresponding $|x, y, z\rangle$ states. Beginning far from resonance [$\Delta(t=0)/2\pi \approx -450$ kHz] with all coupling fields off, we ramped on the rf dressing field in a two-step process. We first

ramped from $\Omega = 0$ to approximately half its final value in 10 ms. By increasing the magnetic field B_0 , we then ramped Δ to zero in 12 ms using a nonlinear ramp adiabatic with respect to the relevant energy gaps. After allowing B_0 to stabilize for 30 ms, we ramped the rf dressing field to its final value Ω in 10 ms, yielding the dynamically decoupled $|y, x, z\rangle$ states.

We measured the population in the $|x, y, z\rangle$ states, adiabatically deloaded them back into the m_F basis by ramping B_0 so that Δ approached its initial detuned value in 2 ms, and then ramped off the dressing rf field in 1 ms. We obtained the spin-resolved momentum distribution using standard time-of-flight (TOF) imaging techniques, with a Stern-Gerlach field to spatially separate the spin components during the TOF. The right panel of Fig. 1(a) shows such a TOF image for decomposition of $|z\rangle$ into the m_F states in a typical TOF image.

We confirmed our control and measurement techniques spectroscopically measuring the energy differences between the $|x, y, z\rangle$ states with our probe field. Figure 1(b) shows the dependence of the $\omega_{xy}/2\pi$, $\omega_{yz}/2\pi$, and $\omega_{zx}/2\pi$ on detuning for $\Omega/2\pi = 194.5(1)$ kHz derived from spectra such as in the side panel with coupling strength $\Omega_p/2\pi \approx 1$ kHz and $\Delta/2\pi \approx 9$ kHz.

The dashed curves based on Eq. (1) clearly depart from our measurements for the zx transition. This departure results from neglecting the weak dependence of the quadratic shift ϵ on bias field B_0 . In near-perfect agreement with experiment, the solid curves from the full Breit-Rabi expression account for this dependence.

III. ROBUSTNESS

The zx transition is remarkably robust against magnetic-field variations, as commonly result from temporal and spatial magnetic-field noise in laboratory environments [Fig. 2(a)]. We focus on the zx transition, which can be made virtually independent of magnetic-field variations due to the similar curvature of $\omega_z(\Delta)$ and $\omega_x(\Delta)$ [see the middle panel of Fig. 1(a)]. We quantified the sensitivity of this transition to field variations with three methods corresponding to the different markers in Fig. 2(b). In each case we measured the energy shift from resonance as a function of detuning and then used a fourth-order polynomial fit to extract the rms residuals $\delta\omega_{zx}$ due to the known detuning noise.³ (1) Triangles denote data using full spectroscopical measurements similar to Fig. 2(a). (2) Squares denote data in which a detuned π pulse of the probe field transferred atoms from $|z\rangle$ to $|x\rangle$, a side-of-peak technique giving a signal first-order sensitive to changes in ω_{zx} . (3) Circles denote data using an adiabatic technique described below. The results are not consistent with the theory simple from Eq. (1) (dashed line) and instead require the Breit-Rabi expression (solid line) to obtain full agreement.⁴

Even at our smallest coupling $\Omega/2\pi = 69(1)$ kHz the typical magnetic-field noise was attenuated by two orders of magnitude, rendering it essentially undetectable. Ideally,

³Our procedure also quantifies the small fluctuations that survive for spectra that are flat beyond second order, as in Eq. (1).

⁴The fluctuations can be even smaller for a given Ω if we allow for $\Delta \neq 0$ (see Appendix A).

²All uncertainties herein represent the uncorrelated combination of statistical and systematic uncertainties.

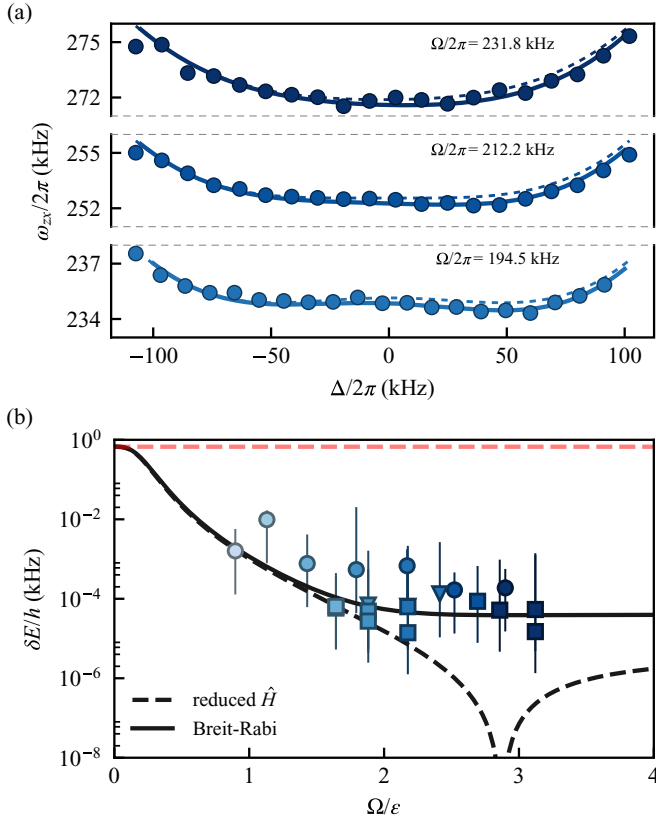


FIG. 2. (a) Transition frequency $\omega_{zx}/2\pi$ for three values of $\Omega/2\pi$. The dashed curves correspond to Eq. (1), while the solid curves use the Breit-Rabi expression. (b) The change in energy from our experimental detuning fluctuations as measured in the m_F basis is $\delta\Delta/2\pi = 0.67$ kHz (red dashed line). Triangles correspond to $|x, y, z\rangle$ spectroscopy data, squares to side-of-peak π -pulse data, and circles to double-dressed data. The black dashed (solid) curve was calculated using Eq. (1) (the Breit-Rabi expression). The shading of the data points corresponds to the Rabi frequencies in Fig. 3.

the radius of curvature of $\omega_{zx}(\Delta)$ changes sign at about $\Omega/2\pi = 220$ kHz, leaving only a Δ^4 contribution; however, in practice the small dependence of ϵ on B prevents this perfect cancellation.

We explored the strength of the probe-driven transitions between these states by observing coherent Rabi oscillations [Fig. 3(a)] where our BEC was prepared in $|z\rangle$ and the probe field had strength $\Omega_p/2\pi \approx 1$ kHz. The top panel shows Rabi oscillations between $|m_F = 0\rangle$ and $|m_F = -1\rangle$ states for reference and the remaining panels show oscillations between $|z\rangle$ and $|x\rangle$. The observed Rabi frequency between dressed states decreased with increasing Ω , indicating a dependence of the zx transition matrix elements on Ω . These matrix elements, as well as those for the zy transition, decrease with increasing Ω for $\Delta = 0$, as shown in Fig. 3(b) and Appendix A2. The coherence of the Rabi oscillations for longer times was limited by gradients in Ω that lead to phase separation of the dressed states and therefore loss of contrast after a few tens of milliseconds, but had no measurable effect on the coherence of the oscillations. In comparison, the coherence of the Rabi oscillation between the m_F states deteriorates after 500 μ s. For

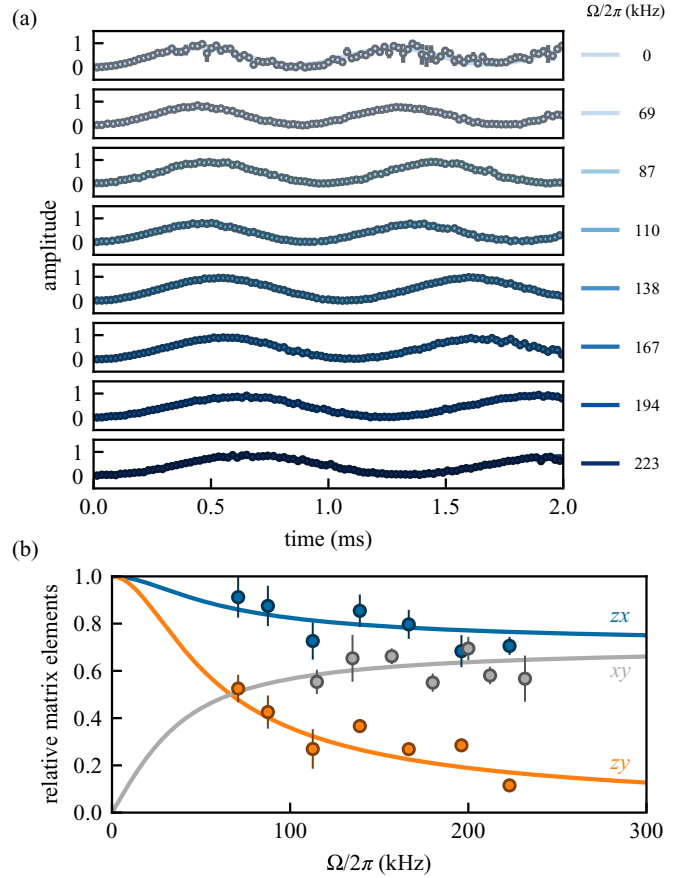


FIG. 3. (a) Rabi oscillations. Phase coherence is maintained throughout the oscillations in the dressed basis, while it is quickly lost in the m_F basis. The marker size reflects the typical uncertainties on the dressed basis oscillations. (b) Transition matrix elements for zx (blue) and zy (orange) transitions decrease monotonically with increasing Ω for $\Delta = 0$, while they increase for xy .

these time scales, the loss of coherence was predominantly due to bias magnetic-field temporal noise.⁵

IV. CONCATENATED CDD

The driving field Ω coupled together the $|m_F\rangle$ states, giving us synthetic clock states $|x, y, z\rangle$ that were nearly insensitive to magnetic-field fluctuations. However, the spectrum of these states is first-order sensitive to fluctuations $\delta\Omega$ of the driving field. Reference [10] showed that an additional field coupling together these $|x, y, z\rangle$ states can produce doubly dressed states that are insensitive to both $\delta\Omega$ and $\delta\Delta$: a process called concatenated CDD. In our experiment, the probe field provided the concatenating coupling field. Because $\Omega_p \ll \Omega$, we focus on a near-resonant two-level system formed by a single pair of dressed states, here $|z\rangle$ and $|x\rangle$, which we consider as pseudospins $|\uparrow\rangle$ and $|\downarrow\rangle$. These are described by the effective

⁵We canceled gradient magnetic fields so that no phase separation of the bare states was observed for more than 10 s.

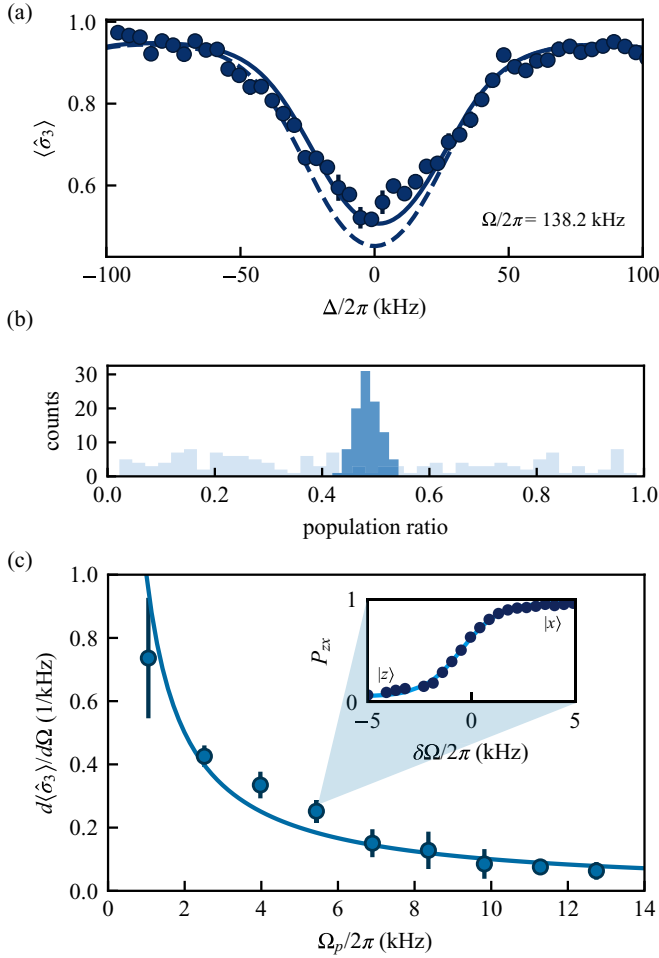


FIG. 4. (a) Fractional population imbalance of the $\downarrow\uparrow$ transition for $\Omega/2\pi = 138.2(1)$ kHz over detuning Δ . The dashed curve is calculated using Eq. (1) and the solid one using the full Breit-Rabi expression. (b) Fidelity of preparing a balanced superposition of $|\downarrow\rangle$ and $|\uparrow\rangle$ (dark blue) states compared to $|m_F = 0\rangle$ and $|m_F = -1\rangle$ states (light blue). (c) Robustness of the \downarrow, \uparrow transition against fluctuations $\delta\Omega$ for different probe field coupling strengths. The points represent the slope of the fitted curves to the fractional population imbalance (inset).

two-level Hamiltonian

$$\hat{H}_p = \frac{\hbar\Delta'}{2}\hat{\sigma}_3 + \hbar\Omega'\cos(\omega_p t)\hat{\sigma}_1, \quad (2)$$

with energy gap $\Delta' \approx \omega_{\downarrow,\uparrow}$ (shifted by off-resonant coupling to the zy and xy transitions) and coupling strength $\Omega' \propto \Omega_p$, as set by the matrix elements displayed in Fig. 3(b). Here $\hat{\sigma}_{1,2,3}$ are the three Pauli operators. A RWA of this Hamiltonian leads to the energy spectrum $E_{\uparrow,\downarrow} \approx \pm\Omega'/2 + (\Delta')^2/2\Omega'$, having again assumed the coupling Ω' exceeds any fluctuations in Δ' . Thus, the concatenated CDD field protects from the fluctuations $\delta\Delta'$ of the first dressing field in the same way that CDD provided protection from detuning noise $\delta\Delta$.

We produced doubly dressed states by using the probe field near resonance with the \downarrow, \uparrow transition and an ARP sequence. We started in $|\downarrow\rangle$ at $\Delta = 0$ and ramped on the probe field Ω_p a few milliseconds before ramping Ω to its final value. We chose ARP parameters to create an equal superposition of $|\downarrow\rangle$

and $|\uparrow\rangle$ and quantified the sensitivity of this transition to large changes in the detuning in terms of the fractional population imbalance $\langle \hat{\sigma}_3 \rangle = P_{\downarrow}(\Delta) - P_{\uparrow}(\Delta)$, shown in Fig. 4(a) for $\Omega/2\pi = 138.2(1)$ kHz.⁶ This signal is first-order sensitive to $\omega_{\downarrow,\uparrow}$ and provided our third measurement of sensitivity to detuning in Fig. 2(b) denoted by circles.

We compared the fidelity of preparing a superposition of the $|\downarrow\rangle$ and $|\uparrow\rangle$ states to adiabatically preparing a similar superposition of the $|m_F = 0\rangle$ and $|m_F = -1\rangle$ states, both with a probe field strength of approximately 1 kHz. Figure 4(b) shows the rms deviation of the population imbalance measured over a few hundred repetitions of the experiment. The rms deviation for the dressed basis is 0.024(1) and is an order of magnitude smaller than for the m_F basis 0.29(1), where it is practically impossible to prepare a balanced superposition for the parameters used here.⁷

Figure 4(c) shows the response of the \downarrow, \uparrow transition to small changes $\delta\Omega$ for different values of Ω_p . We prepared an equal superposition of $|\downarrow\rangle$ and $|\uparrow\rangle$ following the same procedure as before for $\Omega/2\pi = 138.2(1)$ kHz. We then measured how the population imbalance changes for small variations of Ω , the effective detuning in the twice-rotated frame, for different probe amplitudes Ω_p . We defined a sensitivity parameter $d\langle \hat{\sigma}_3 \rangle/d\Omega$, obtained from the linear regime of the population imbalance measurements [see the inset in Fig. 4(c)]. The robustness of the doubly dressed states against $\delta\Omega$ fluctuations increased with Ω_p , thus verifying the concatenating effect of CDD in the $|x, y, z\rangle$ basis.

V. CONCLUSION

We realized a three-level system that is dynamically decoupled from low-frequency noise, measured now-allowed transitions between all three states, and demonstrated control techniques for creating arbitrary Hamiltonians. These techniques add no heating or loss mechanisms, yet within the protected subspace retain the full complement of cold-atom coherent control tools such as optical lattices and Raman laser coupling and permit new first-order transitions that are absent in the unprotected subspace. These transitions enable experiments requiring a fully connected geometry as for engineering exotic states, e.g., in cold-atom topological insulators, and two-dimensional Rashba spin-orbit coupling in ultracold atomic systems [25,26].

The synthetic clock states form a decoherence-free subspace that can be used in quantum information tasks where conventional clock states might be absent or incompatible with other technical requirements [27]. Moreover, their energy differences are proportional to the amplitude of the dressing field, and hence tunable, so they can be brought to resonance with a separate quantum system. The effective quantization axis can be arbitrarily rotated so that the two systems can be strongly coupled, pointing to applications in hybrid quantum

⁶We chose the maximum value of Δ such that the population of $|y\rangle$ was negligible after deloading.

⁷In Fig. 4(b), the noise in the m_F basis is not Gaussian distributed as is typical of line noise in these experiments.

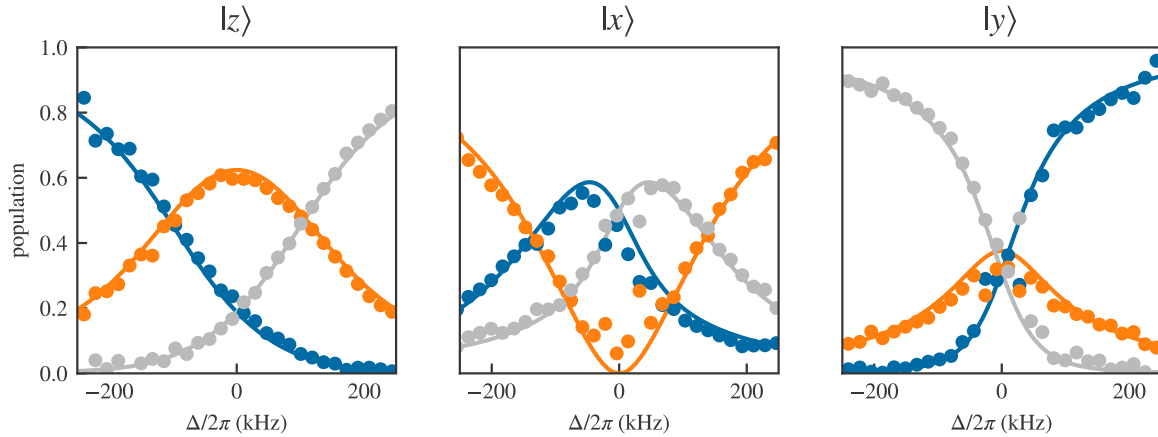


FIG. 5. Decomposition of the $|x, y, z\rangle$ states on the m_F basis for $\Omega/2\pi = 145(1)$ kHz. The $|m_F = -1, 0, 1\rangle$ states correspond to blue, orange, and gray, respectively.

systems [28,29]. Introducing a second coupling field shields the system from fluctuations of the first, a process which can be concatenated as needed. More broadly, synthetic clock states should prove generally useful in any situation where fluctuations of the coupling field can be made smaller than those of the environment.

ACKNOWLEDGMENTS

This work was partially supported by the AROs atomtronics MURI, the AFOSRs Quantum Matter MURI, NIST, and the NSF through the PFC at the JQI. We are grateful for various discussions with P. Solano and thank R. P. Anderson for a very thoughtful and detailed eleventh hour reading of our manuscript.

APPENDIX A: THE $|x, y, z\rangle$ DRESSED BASIS

The reduced Hamiltonian of Eq. (1) can be diagonalized analytically. The eigenvalues for $\Delta = 0$ are $\omega_x = 0$ and $\omega_{z,y} = -\epsilon \pm \tilde{\Omega}$, where $\tilde{\Omega} = \sqrt{4\Omega^2 + \epsilon^2}$ is a generalized Rabi frequency. The corresponding (non-normalized) eigenvectors are

linear combinations of the m_F basis states:

$$\begin{aligned} |x\rangle &= |-1\rangle + |1\rangle, \\ |y\rangle &= |-1\rangle - \frac{\epsilon + \tilde{\Omega}}{\sqrt{2}\Omega}|0\rangle + |1\rangle, \\ |z\rangle &= |-1\rangle - \frac{\epsilon - \tilde{\Omega}}{\sqrt{2}\Omega}|0\rangle + |1\rangle. \end{aligned} \quad (\text{A1})$$

We measured the above decomposition of the $|x, y, z\rangle$ states to m_F states using a projective measurement by abruptly turning off the dressing field Ω (see Fig. 5). For $\Delta = 0$ and small coupling $\Omega/\epsilon \rightarrow 0$ with regard to the quadratic shift the $|y\rangle$ and $|x\rangle$ become symmetric and antisymmetric superpositions of the $|m_F = -1, 1\rangle$ states, while $|z\rangle$ is predominantly composed of $|0\rangle$,

$$\begin{aligned} |x\rangle &= |1\rangle - |-1\rangle, \\ |y\rangle &= |1\rangle + |-1\rangle + \frac{\Omega}{\epsilon}|0\rangle, \\ |z\rangle &= \frac{\Omega}{\epsilon}(|1\rangle + |-1\rangle) - |0\rangle. \end{aligned} \quad (\text{A2})$$

On the other hand, when $\Omega \rightarrow \infty$ they are independent of the driving field amplitude and continuously approach the

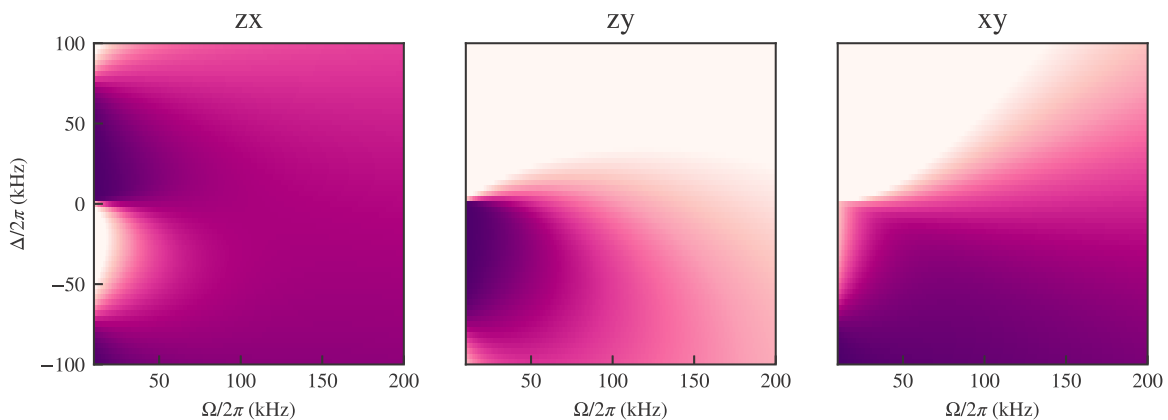


FIG. 6. Transition matrix elements over Ω and Δ . There is an asymmetry between coupling on the blue and red sides of the resonance that corresponds to the counter- and corotating terms \hat{F}_- and \hat{F}_+ .

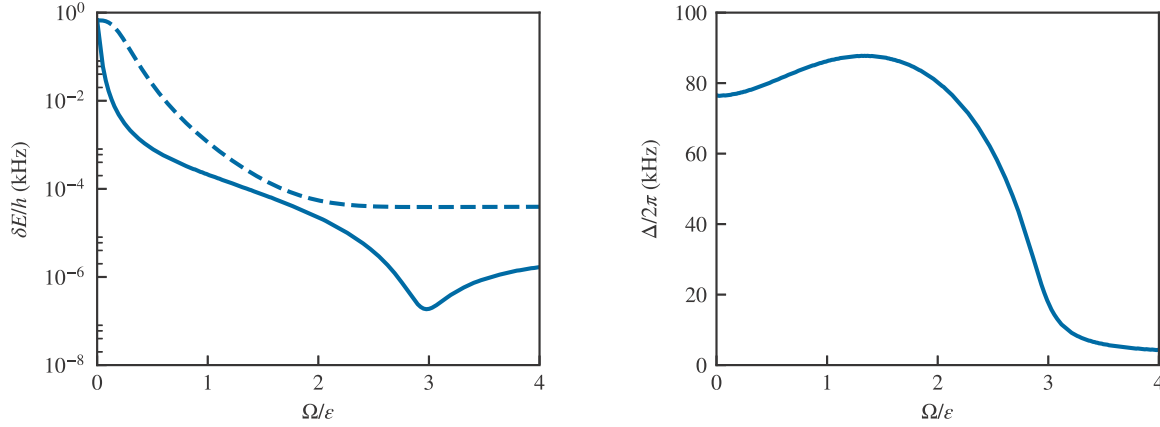


FIG. 7. Shown on the left is the optimum response (solid line) of the zx transition to detuning fluctuations allowing for finite Δ compared to $\Delta = 0$ (dashed line). Shown on the right are the values of Δ that correspond to the minimum derivative of ω_{zx} .

eigenstates of the \hat{F}_x operator

$$\begin{aligned} |x\rangle &= |1\rangle - |-1\rangle, \\ |y\rangle &= |1\rangle + \sqrt{2}|0\rangle + |-1\rangle, \\ |z\rangle &= |1\rangle - \sqrt{2}|0\rangle + |-1\rangle. \end{aligned} \quad (\text{A3})$$

The states adiabatically map to the $|m_F\rangle$ states for $\Delta \gg \Omega$ as shown in Fig. 5. For $\Delta/2\pi > 200$ kHz the $|x, y, z\rangle$ states are not yet fully deloaded to a single m_F state since the population in other m_F states is not negligible. The state $|z\rangle$ maps to $|1\rangle$ ($|-1\rangle$) for positive (negative) detuning, $|y\rangle$ maps in the exact opposite way to $|z\rangle$, and $|x\rangle$ always maps to $|0\rangle$. For large enough Δ the zx and xy transitions become degenerate and the system resembles an $F = 1$ ground state at low magnetic field.

1. Dependence on detuning

For nonzero values of the detuning Δ , the eigenvalues are the root of the characteristic cubic polynomial $H(\lambda) = \Delta^2\epsilon + (\Delta^2 + \Omega^2)\lambda - \epsilon\lambda^2 - \lambda^3$. The eigenvalues are even functions with respect to Δ as can be seen by the leading-order expansion for $\Delta \rightarrow 0$,

$$\begin{aligned} \omega_x &= -\frac{\epsilon}{\Omega^2}\Delta^2 + O(\Delta^4), \\ \omega_y &= \frac{1}{2}(-\epsilon + \tilde{\Omega}) - \frac{(\epsilon + \tilde{\Omega})}{-\epsilon^2 - 4\Omega^2 + \epsilon\tilde{\Omega}}\Delta^2 + O(\Delta^4), \\ \omega_z &= \frac{1}{2}(-\epsilon - \tilde{\Omega}) + \frac{(\epsilon - \tilde{\Omega})}{\epsilon^2 + 4\Omega^2 + \epsilon\tilde{\Omega}}\Delta^2 + O(\Delta^4). \end{aligned} \quad (\text{A4})$$

hence their resemblance to clock states. We focused on the zx transition since the curvature of ω_x and ω_z has the same sign for $\epsilon < \tilde{\Omega}$ [Eq. (A4)]. Since the quadratic term changes curvature it can be made arbitrarily small. However, this cancellation does not take place when we consider the dependence of ϵ on Δ from the Breit-Rabi expression.

2. Transition matrix elements

The $|X, Y, Z\rangle$ states transform under the application of the spin-1 operators as $\epsilon_{jkl}\hat{F}_j|k\rangle = i\hbar|l\rangle$, so that a resonant probe field can induce transitions between at least one pair of states, irrespectively of its polarization. The transition matrix

elements between the $|x, y, z\rangle$ states show a dependence on both Ω and Δ (see Fig. 6). For $\Omega \ll \epsilon$ the matrix elements correspond to those of the $|m_F\rangle$ basis and $\langle x|\hat{F}_+|y\rangle = 0$ as expected by angular momentum selection rules. When Ω and ϵ are comparable in magnitude all transition matrix elements are nonzero and the states can be coupled cyclically. As $\Omega \gg \epsilon$ the $|z\rangle$ and $|y\rangle$ states decouple and the system resembles an undressed basis following similar selection rules.

3. Optimal response to noise

The sensitivity of the zx transition to detuning fluctuations can be optimized further by working at $\Delta \neq 0$ as shown in Fig. 7. This behavior can only be captured by including the dependence of the quadratic shift on Δ as given by the Breit-Rabi expression.

For small values of Ω the optimum value of Δ corresponds to one of the concave features of the zx transition energy that arise due to the asymmetry introduced by the quadratic shift. As Ω gets larger, these features merge into a single one and the optimum value is $\Delta \approx 0$. The deviation from $\Delta = 0$ is due to an overall tilt of the transition energy coming from the dependence of the quadratic shift on Δ . At the optimum point $\Omega/\epsilon \approx 3$ the sensitivity of the synthetic clock transition is 1.9×10^{-7} kHz; cf. the ^{87}Rb clock transition, which scales as 57.5 kHz/mT^2 and gives 5.8×10^{-7} kHz.

APPENDIX B: LOCATING FIELD RESONANCE

We used an iterative procedure to measure and adjust the value of the detuning Δ to account for the weak response of the $|x, y, z\rangle$ states to detuning variations. As most of our experiments were done at $\Delta = 0$, we first obtained an estimate of Δ from the imbalance of $|1\rangle$ and $|-1\rangle$ populations from the decomposition of $|z\rangle$ which should be zero for $\Delta = 0$ (see Fig. 5). We then located the transition frequencies for at least two transitions (usually zx and zy as shown in Fig. 8) using an ARP protocol as described in the main text and varying the frequency of the probe field. These frequencies correspond to a unique pair of Ω and $|\Delta|$ values which can then be used to adjust the bias magnetic field B_0 so that $\Delta = 0$. However, there is an ambiguity as to the sign of Δ since the eigenstates are even functions of Δ .

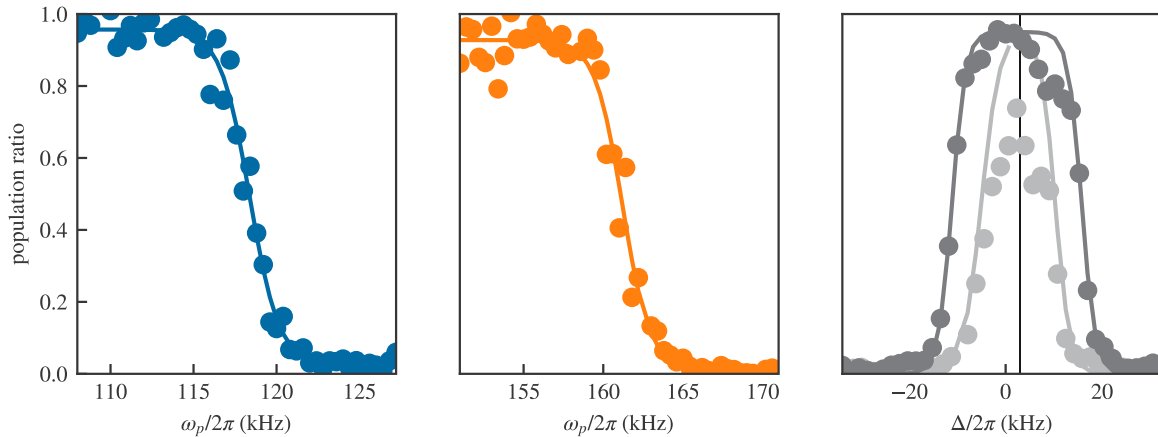


FIG. 8. Characteristic spectroscopy curves for the zx (left) and zy (middle) transitions. Two symmetric ARPs (right) define the resonant value of the magnetic field. The width of the peak gets smaller as Δ gets closer to the resonant value. Here $\Delta/2\pi = 3$ kHz.

We selected a direction randomly and subsequently verified if $\Delta = 0$ using another set of spectroscopic measurements. We fixed the value of the probe field to be a few kilohertz above the transition frequency corresponding to $\Delta = 0$ and used the same ARP sequence to transfer atoms from $|z\rangle$ to $|x\rangle$. This procedure gave two resonant values for Δ where atom

transfer takes place and the value where $\Delta = 0$ corresponded to their mean (see Fig. 8). Finally, we remeasured the zx and zy transition frequencies to validate that $\Delta = 0$. For higher values of Ω_R , using the zx transition becomes impractical due to its insensitivity to detuning and we followed the same procedure but using the xy transition instead.

-
- [1] A. Z. Chaudhry and J. Gong, *Phys. Rev. A* **85**, 012315 (2012).
- [2] C. J. Myatt, B. E. King, Q. A. Turchette, C. A. Sackett, D. Kielpinski, W. M. Itano, C. Monroe, and D. J. Wineland, *Nature (London)* **403**, 269 (2000).
- [3] M. Schlosshauer, *Rev. Mod. Phys.* **76**, 1267 (2005).
- [4] L. Viola and S. Lloyd, *Phys. Rev. A* **58**, 2733 (1998).
- [5] Quality oscillators that show remarkably precise and robust dynamics can be found even in biological systems. See, for example, the repressilator gene, L. Potvin-Trottier, N. D. Lord, G. Vinnicombe, and J. Paulsson, *Nature (London)* **538**, 514 (2016).
- [6] I. Cohen, N. Aharon, and A. Retzker, *Fortschr. Phys.* **65**, 1600071 (2017).
- [7] F. F. Fanchini, J. E. M. Hornos, and R. d. J. Napolitano, *Phys. Rev. A* **75**, 022329 (2007).
- [8] N. Aharon, I. Cohen, F. Jelezko, and A. Retzker, *New J. Phys.* **18**, 123012 (2016).
- [9] M. J. Biercuk, H. Uys, A. P. VanDevender, N. Shiga, W. M. Itano, and J. J. Bollinger, *Nature (London)* **458**, 996 (2009).
- [10] J.-M. Cai, B. Naydenov, R. Pfeiffer, L. P. McGuinness, K. D. Jahnke, F. Jelezko, M. B. Plenio, and A. Retzker, *New J. Phys.* **14**, 113023 (2012).
- [11] A. Bermudez, P. O. Schmidt, M. B. Plenio, and A. Retzker, *Phys. Rev. A* **85**, 040302 (2012).
- [12] I. Baumgart, J.-M. Cai, A. Retzker, M. B. Plenio, and C. Wunderlich, *Phys. Rev. Lett.* **116**, 240801 (2016).
- [13] G. A. Kazakov and T. Schumm, *Phys. Rev. A* **91**, 023404 (2015).
- [14] L. Sárkány, P. Weiss, H. Hattermann, and J. Fortágh, *Phys. Rev. A* **90**, 053416 (2014).
- [15] A. Laucht, R. Kalra, S. Simmons, J. P. Dehollain, J. T. Muhonen, F. A. Mohiyaddin, S. Freer, F. E. Hudson, K. M. Itoh, D. N. Jamieson, J. C. McCallum, A. S. Dzurak, and A. Morello, *Nat. Nanotechnol.* **12**, 61 (2017).
- [16] D. Farfurnik, N. Aharon, I. Cohen, Y. Hovav, A. Retzker, and N. Bar-Gill, *Phys. Rev. A* **96**, 013850 (2017).
- [17] A. Noguchi, S. Haze, K. Toyoda, and S. Urabe, *Phys. Rev. Lett.* **108**, 060503 (2012).
- [18] D. A. Golter, T. K. Baldwin, and H. Wang, *Phys. Rev. Lett.* **113**, 237601 (2014).
- [19] N. Timoney, I. Baumgart, M. Johanning, A. F. Varón, M. B. Plenio, A. Retzker, and C. Wunderlich, *Nature (London)* **476**, 185 (2011).
- [20] S. C. Webster, S. Weidt, K. Lake, J. J. McLoughlin, and W. K. Hensinger, *Phys. Rev. Lett.* **111**, 140501 (2013).
- [21] A. Barfuss, J. Teissier, E. Neu, A. Nunnenkamp, and P. Maletinsky, *Nat. Phys.* **11**, 820 (2015).
- [22] S. Rohr, E. Dupont-Ferrier, B. Pigeau, P. Verlot, V. Jacques, and O. Arcizet, *Phys. Rev. Lett.* **112**, 010502 (2014).
- [23] X. Xu, Z. Wang, C. Duan, P. Huang, P. Wang, Y. Wang, N. Xu, X. Kong, F. Shi, X. Rong, and J. Du, *Phys. Rev. Lett.* **109**, 070502 (2012).
- [24] P. Rabl, P. Cappellaro, M. V. G. Dutt, L. Jiang, J. R. Maze, and M. D. Lukin, *Phys. Rev. B* **79**, 041302 (2009).
- [25] D. L. Campbell and I. B. Spielman, *New J. Phys.* **18**, 033035 (2016).
- [26] G. Juzeliūnas, J. Ruseckas, and J. Dalibard, *Phys. Rev. A* **81**, 053403 (2010).
- [27] D. Bacon, J. Kempe, D. A. Lidar, and K. B. Whaley, *Phys. Rev. Lett.* **85**, 1758 (2000).
- [28] P. Solano, J. A. Grover, J. E. Hoffman, S. Ravets, F. K. Fatemi, L. A. Orozco, and S. L. Rolston, *Adv. At. Mol. Opt. Phys.* **66**, 439 (2017).
- [29] Z.-L. Xiang, S. Ashhab, J. Q. You, and F. Nori, *Rev. Mod. Phys.* **85**, 623 (2013).